

Features

- Vitreous china
- Under-mount
- ADA compliant when installed in a 21" (533 mm) minimum depth countertop
- With or without overflow
- Includes 52047 clamp assembly
- 18" (457 mm) x 12" (305 mm) [K-2214, K-2214-G]
- 21" (533 mm) x 14" (356 mm) [K-2215]

UNDER-MOUNT BATHROOM SINK

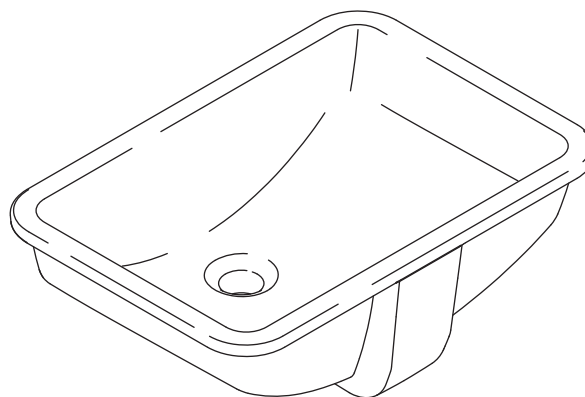
K-2214
ALSO K-2215

ADA

Codes/Standards Applicable

Specified model meets or exceeds the following:

- ASME A112.19.2/CSA B45.1
- ICC/ANSI A117.1
- ADA



Colors/Finishes

- 0: White
- Other: Refer to Price Book for additional colors/finishes

Accessories

- CP: Polished Chrome
- Other: Refer to Price Book for additional colors/finishes

Specified Model

Model	Description	Colors/Finishes	
K-2214	18" (457 mm) x 12" (305 mm) under-mount bathroom sink with overflow	<input type="checkbox"/> 0	<input type="checkbox"/> Other_____
K-2214-G	18" (457 mm) x 12" (305 mm) under-mount bathroom sink with glazed underside, less overflow	<input type="checkbox"/> 0	<input type="checkbox"/> Other_____
K-2215	21" (533 mm) x 14" (356 mm) under-mount bathroom sink with overflow	<input type="checkbox"/> 0	<input type="checkbox"/> Other_____
Recommended Accessories			
K-8998	Adjustable P-Trap	<input type="checkbox"/> CP	<input type="checkbox"/> Other_____

Product Specification

The under-mount bathroom sink shall be made of vitreous china. Bathroom sink shall be 18" (457 mm) in length and 12" (305 mm) in width [K-2214, K-2214-G], or 21" (533 mm) in length and 14" (356 mm) in width [K-2215]. Bathroom sink shall be ADA compliant when installed in a 21" (533 mm) minimum depth countertop. Bathroom sink shall be with overflow [K-2214, K-2215] or less overflow [K-2214-G]. Bathroom sink shall include 52047 clamp assembly. Bathroom sink shall be Kohler Model K-_____-_____ or K-2214-G-_____.

Technical Information

Fixture*:		
Basin area	K-2214, K-2214-G	18-3/8" (467 mm) x 11-5/8" (295 mm)
	K-2215	20-7/16" (519 mm) x 13-1/2" (343 mm)
Water depth	4-5/8" (117 mm)	
Drain hole	Ø 1-3/4" (44 mm)	
* Approximate measurements for comparison only.		

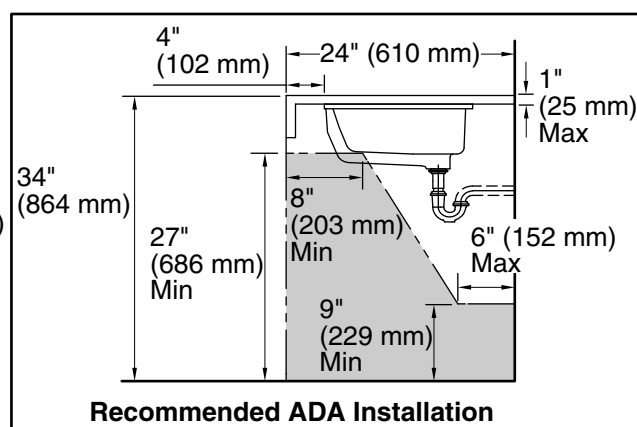
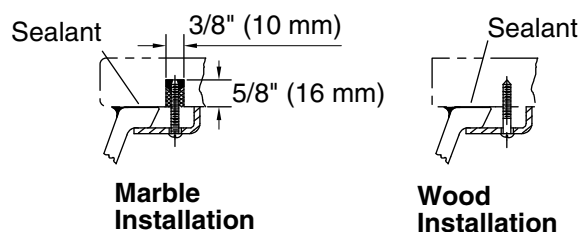
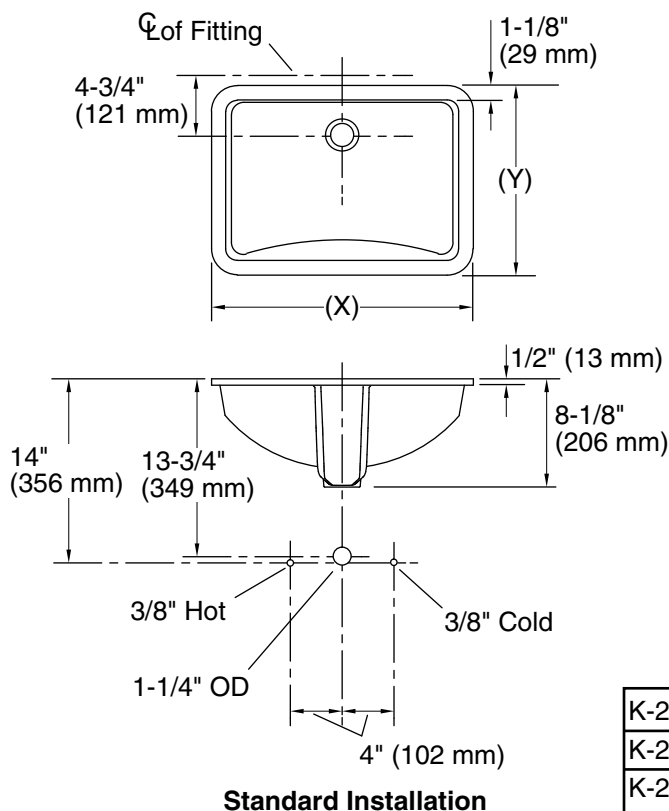
Included components:	
Basin clamp assembly	52047
Cut-out template – K-2214 and K-2214-G	1053195-7
Cut-out template – K-2215	1002977-7

Installation Notes

Install this product according to the installation guide.

Supplied basin clamp assemblies require 1" (25 mm) minimum countertop thickness. Installer must supply anchors for thinner countertops.

The product diagram is based on the K-8998 adjustable P-Trap with 1" (25 mm) of tailpiece exposed.



K-2214: (X)= 20-7/8" (530 mm), (Y)= 14-3/8" (365 mm)
K-2214-G: (X)= 20-7/8" (530 mm), (Y)= 14-3/8" (365 mm)
K-2215: (X)= 23-1/4" (591 mm), (Y)= 16-1/4" (413 mm)

Product Diagram