

**IV GEORGES BRASS®**

**WIDESPREAD BATHROOM SINK  
FAUCET  
K-6813**

**Features**

- Brass construction
- Brass valve bodies
- Quarter-turn washerless ceramic disc valves
- Pop-up drain with lift rod and tailpiece
- Flexible connections for easy installation
- For 8" (203 mm) or 16" (406 mm) centers
- 5" (127 mm) High Country™ swing spout
- Available with cross handles or lever handles
- 1.5 gallons (5.7 liters) per minute maximum flow rate

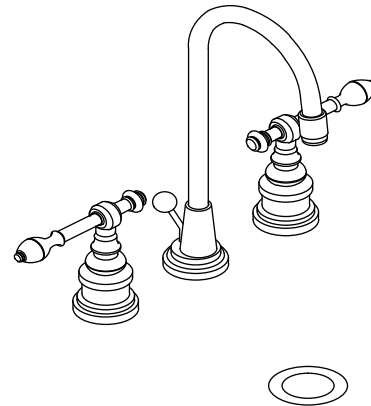
**ADA** **CSA B651** **OBC**



**Codes/Standards Applicable**

Specified model meets or exceeds the following at date of manufacture:



- ADA
- ICC/ANSI A117.1
- CSA B651
- OBC
- ASME A112.18.1/CSA B125.1
- NSF 14
- All applicable US Federal and State material regulations
- EPA WaterSense®



**Colors/Finishes**

- PB: Vibrant® Polished Brass
- Other: Refer to Price Book for additional colors/finishes
- NA: None applicable

**Specified Model**

Model	Description	 ADA	 ADA
K-6813-3	Widespread bathroom sink faucet – cross handles	<input type="checkbox"/> PB <input type="checkbox"/> Other _____	
K-6813-4	Widespread bathroom sink faucet – lever handles		<input type="checkbox"/> PB <input type="checkbox"/> Other _____
Optional Accessories			
K-6792	Accent kit for K-6813-3	<input type="checkbox"/> PB <input type="checkbox"/> Other _____	

**Product Specification**

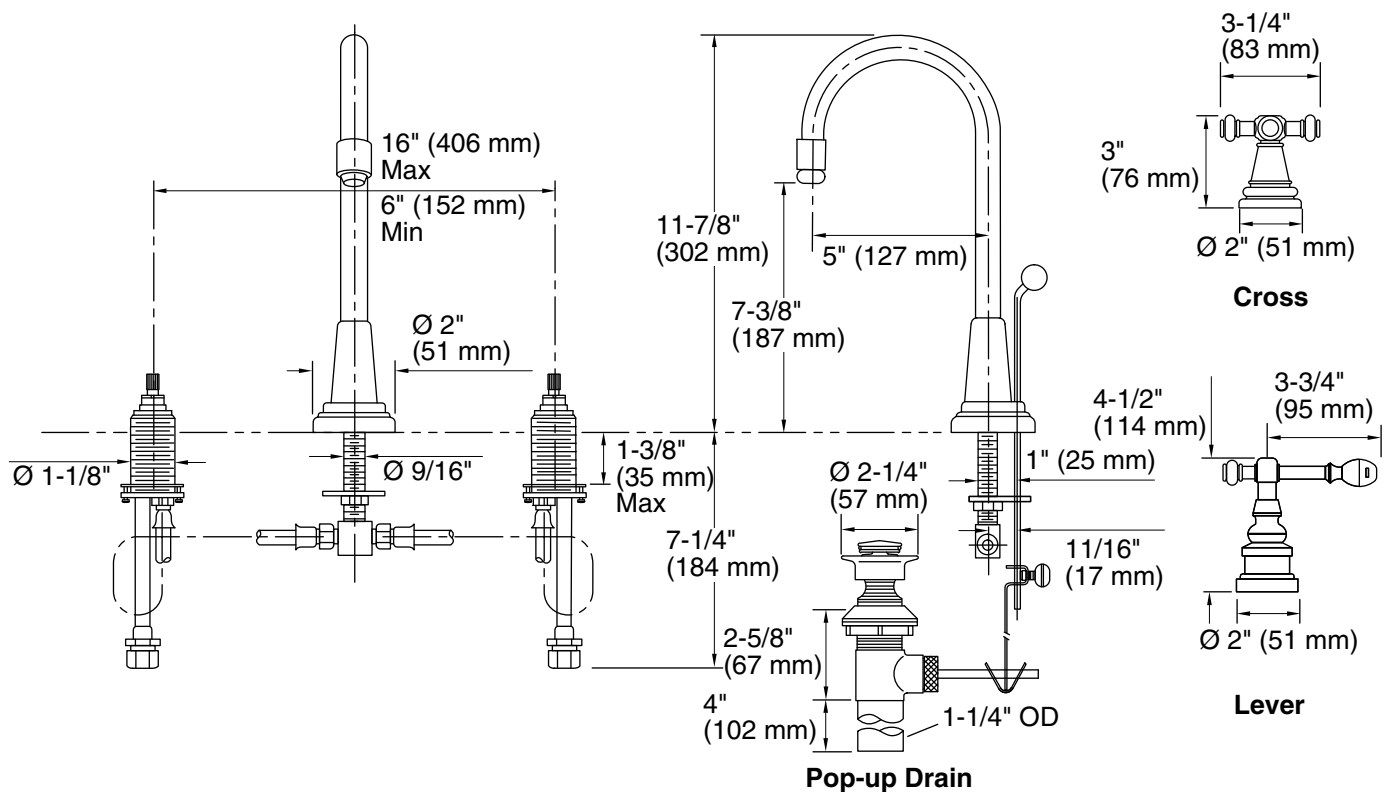
The two-handle widespread bathroom sink faucet shall be of brass construction with brass valve bodies. Product shall have a maximum flow rate of 1.5 gallons (5.7 liters) per minute. Product shall feature quarter-turn washerless ceramic disc valves, flexible connections for easy installation, and a High Country swing spout with a 5" (127 mm) spout reach. Product shall be for 8" (203 mm) or 16" (406 mm) centers. Product shall feature a pop-up drain with lift rod and tailpiece. Product shall be available with cross handles or lever handles. Faucet shall be Kohler Model K-6813-\_\_\_\_-\_\_\_\_.

# IV GEORGES BRASS®

Optional Accessories cont.				
K-6797	Accent kit for K-6813-4	<input type="checkbox"/> PB	<input type="checkbox"/> Other _____	
_____	Additional flow options are available (refer to the Kohler Price Book)			<input type="checkbox"/> NA

## Installation Notes

Install this product according to the installation guide.  
 Lower flow aerator options are available. Please refer to the Kohler Price Book.  
**ADA, CSA B651, OBC** compliant when installed to the specific requirements of these regulations.



## Product Diagram