


### Features

- Brass construction
- Brass valve bodies
- Quarter-turn washerless ceramic disc valves
- Flexible connections for easy installation
- Available with scroll or traditional lever handles
- For 8" (203 mm) or 16" (406 mm) centers
- Stationary spout
- 5-1/4" (133 mm) spout reach
- Pop-up drain with tailpiece
- Complements Revival® Suite
- 1.5 gallons (5.7 liters) per minute maximum flow rate

## WIDESPREAD BATHROOM SINK FAUCET K-16102



### Codes/Standards Applicable

Specified model meets or exceeds the following at date of manufacture:

- ADA
- ASME A112.18.1/CSA B125.1
- ICC/ANSI A117.1
- NSF 61
- EPA WaterSense®
- All applicable US Federal and State material regulations



### Colors/Finishes

- CP: Polished Chrome
- Other: Refer to Price Book for additional colors/finishes

### Accessories

- NA: None applicable

### Specified Model

Model	Description	 ADA CSA B651 OBC	 ADA
K-16102-4	Widespread bathroom sink faucet – scroll handles	<input type="checkbox"/> CP <input type="checkbox"/> Other _____	
K-16102-4A	Widespread bathroom sink faucet – traditional handles		<input type="checkbox"/> CP <input type="checkbox"/> Other _____
<b>Optional Accessories</b>			
_____	Additional flow options are available (refer to the Kohler Price Book)		<input type="checkbox"/> NA

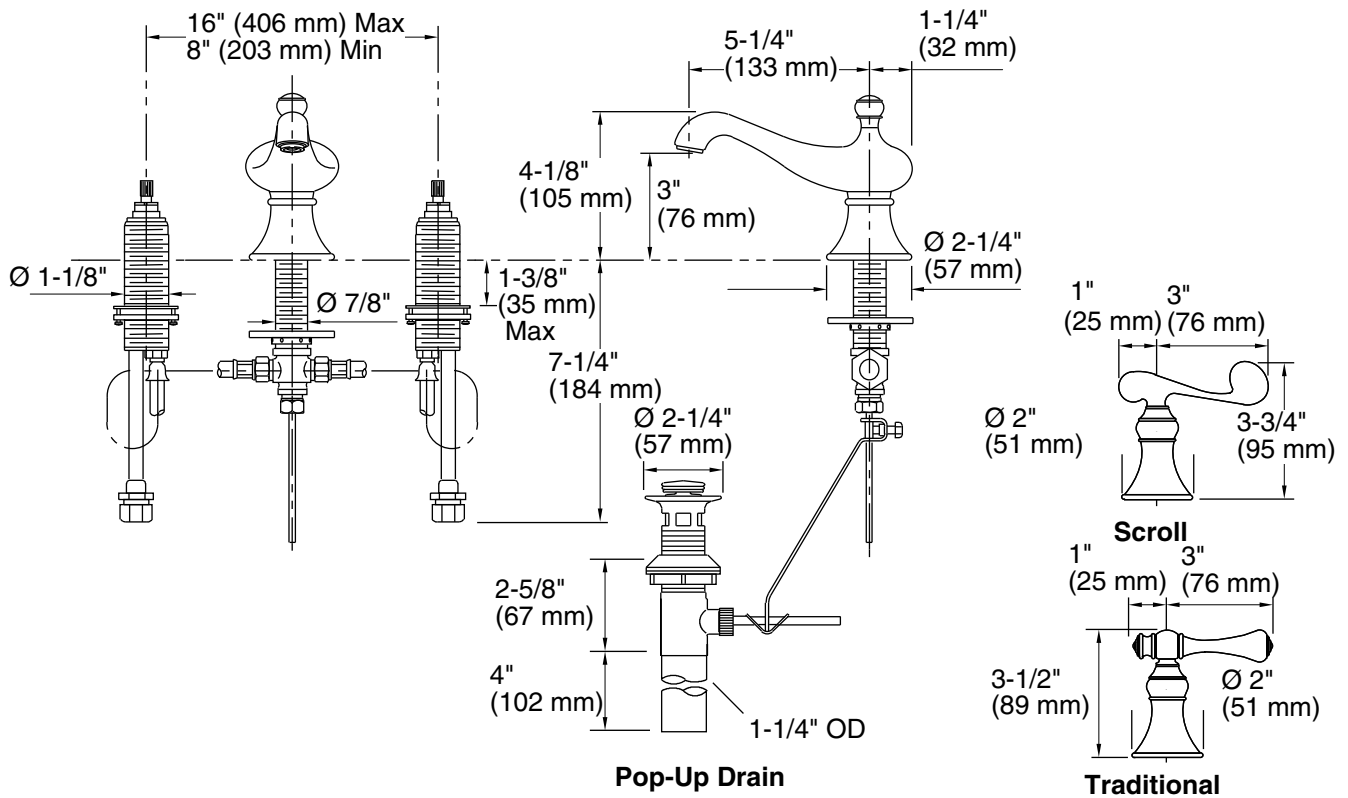
### Product Specification

The two-handle widespread bathroom sink faucet shall be of brass construction with brass valve bodies. Product shall have a maximum flow rate of 1.5 gallons (5.7 liters) per minute. Product shall feature quarter-turn washerless ceramic disc valves, flexible connections for easy installation, stationary spout, and a 5-1/4" (133 mm) spout reach. Product shall be for 8" (203 mm) or 16" (406 mm) centers. Product shall be available with scroll or traditional handles. Product shall include a pop-up drain with tailpiece. Product shall complement the Revival Suite. Faucet shall be Kohler Model K-16102-\_\_\_\_-\_\_\_\_\_.

# REVIVAL®

## Installation Notes

Install this product according to the installation guide.



## Product Diagram