

**BAR SINK FAUCET
K-16112**

ADA

CSA B651

OBC

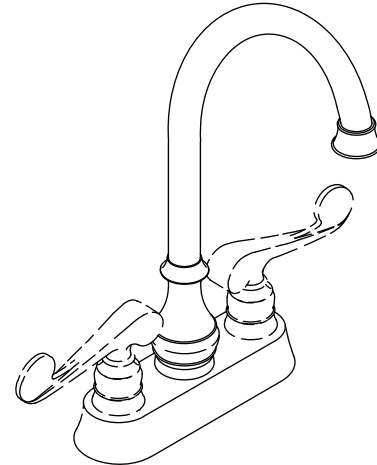
Features

- Brass construction
- Brass valve bodies
- Quarter-turn washerless ceramic disc valves
- For 4" (102 mm) centers
- 5-3/16" (132 mm) fixed gooseneck spout reach
- Complements Revival® Suite
- Lower flow aerator options are available (refer to the Kohler Price Book)
- 2.2 gpm (8.3 lpm) maximum flow rate

Codes/Standards Applicable

Specified model meets or exceeds the following:



- ADA
- ICC/ANSI A117.1
- CSA B651
- OBC
- ASME A112.18.1/CSA B125.1
- NSF 61
- Energy Policy Act of 2005
- All applicable US Federal and State material regulations



Colors/Finishes

- CP: Polished Chrome
- BN: Brushed Nickel
- Other: Refer to Price Book for additional colors/finishes

Specified Model

Model	Description						
K-16112-4	Bar sink faucet – scroll lever handles	<input type="checkbox"/> CP	<input type="checkbox"/> BN	<input type="checkbox"/> Other ____			
K-16112-4A	Bar sink faucet – traditional lever handles				<input type="checkbox"/> CP	<input type="checkbox"/> BN	<input type="checkbox"/> Other ____

PRODUCT SPECIFICATION

The two-handle bar sink faucet shall be of brass construction with brass valve bodies. Product shall have a maximum flow rate of 2.2 gallons (8.3 L) per minute with lower flow aerator options available (refer to the Kohler Price Book). Product shall feature quarter-turn washerless ceramic disc valves and a 5-3/16" (132 mm) fixed gooseneck spout reach. Product shall be for 4" (102 mm) centers. Product shall complement the Revival Suite. Faucet shall be Kohler Model K-16112-____-____.

